

MRCP(UK) Part 1 2025 performance report

The purpose of the MRCP(UK) Part 1 examination is to test knowledge and understanding of common and important disorders, as outlined in the UK curriculum, as well as clinical science.

Knowledge and understanding of UK national guidelines is also required.

In 2025 there were 3 examinations taking place and a total of 11766 sitting candidates (some of those sitting more than once). Out of those 11766, 1507 declared they were in UK training. Candidates who did not declare their training details together with those who declared they are in OTH (Other) category are reported as 'Other candidates' (10259).

Pass Mark

The pass score for the 2025 Part 1 examinations is 540 established in October 2022 at the standard setting review.

Pass rate and performance by attempt

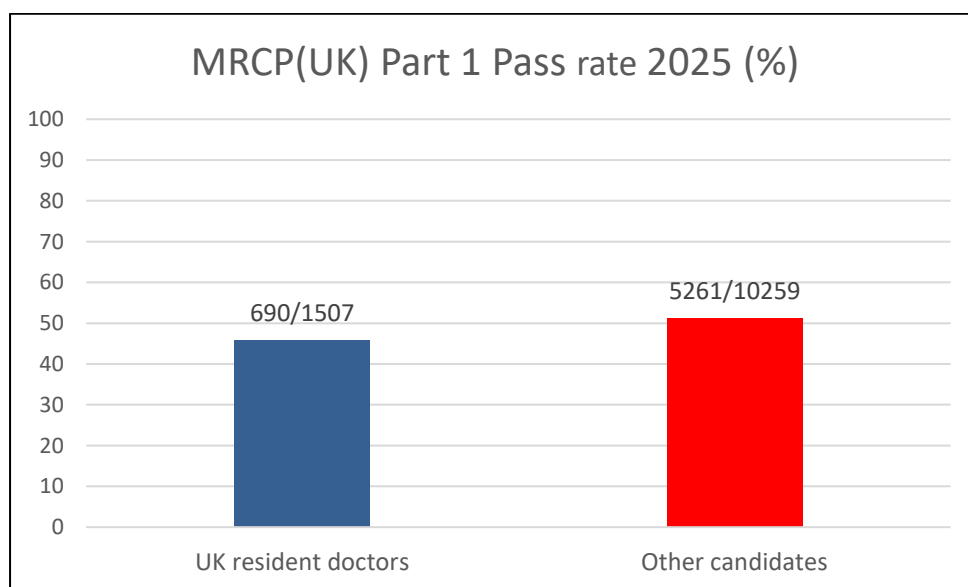


Figure 1. Pass rates for UK resident doctors and Other candidates. Note that training details are self-declared

UK resident doctors at first attempt had a pass rate of 42.8% (62/145). Other candidates on their first attempt had a pass rate of 54.8% (4124/7524).

UK resident doctors				
Attempt	Pass	Fail	Total	Pass rate (%)
1	62	83	145	42.8%
2-6	621	725	1346	46.1%
7+	7	9	16	43.8%
Total	690	817	1507	45.8%

Other candidates				
Attempt	Pass	Fail	Total	Pass rate (%)
1	4124	3400	7524	54.8%
2-6	1133	1590	2723	41.6%
7+	4	8	12	33.3%
Total	5261	4998	10259	51.3%

Table 1. Pass/fail rates by attempt for UK resident doctors and other candidates. Candidates will be counted multiple times if they have sat on more than one occasion. For example, if a candidate failed at the first attempt but passed on the second, they would be in the fail column for the first attempt and pass column for the 2-6 attempt.

More information about the limit on the number of attempts can be found on the MRCP(UK) website: [limit of attempts](#)

Percentage score by topic

In 2025 UK resident doctors and The Other group have the highest percent correct in Oncology and the lowest in Clinical sciences.

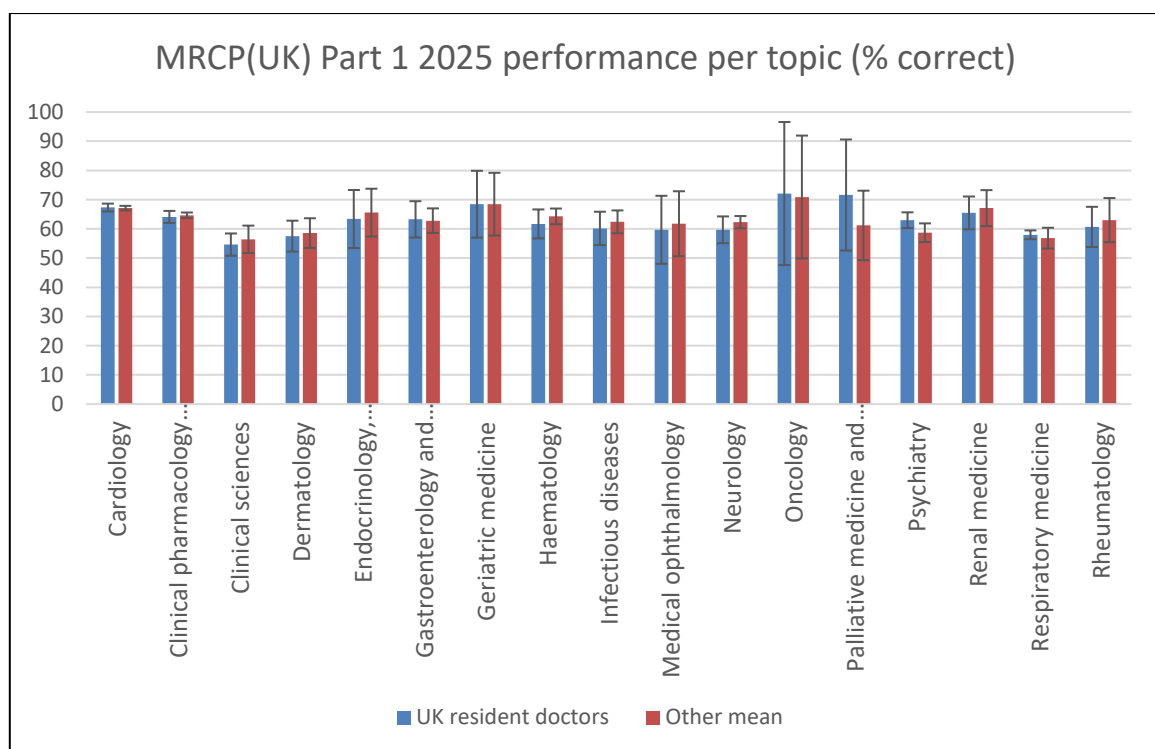
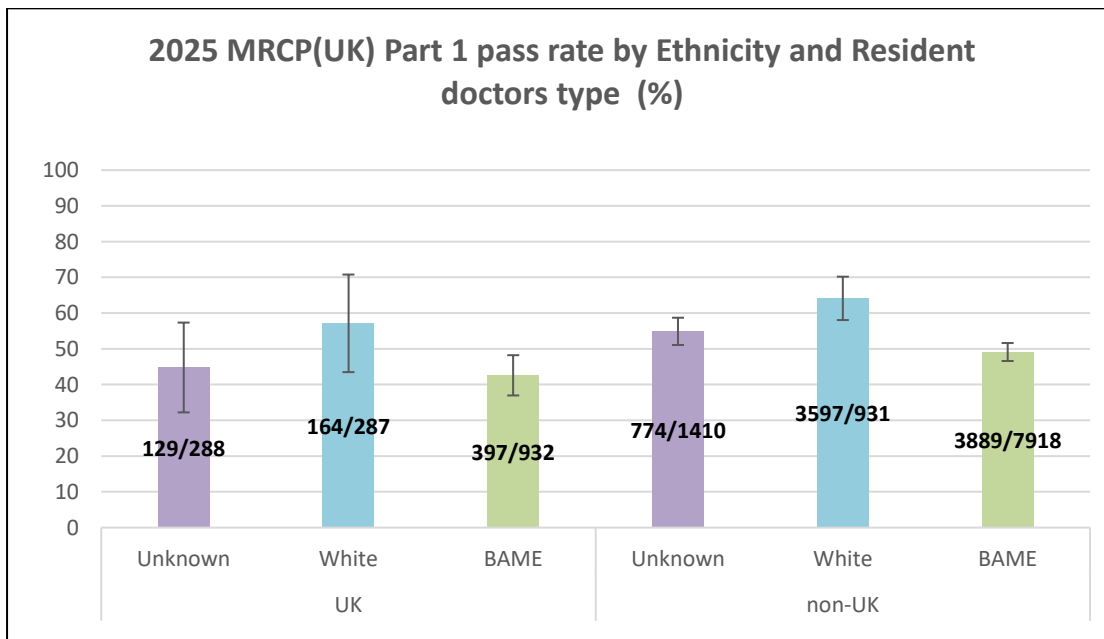
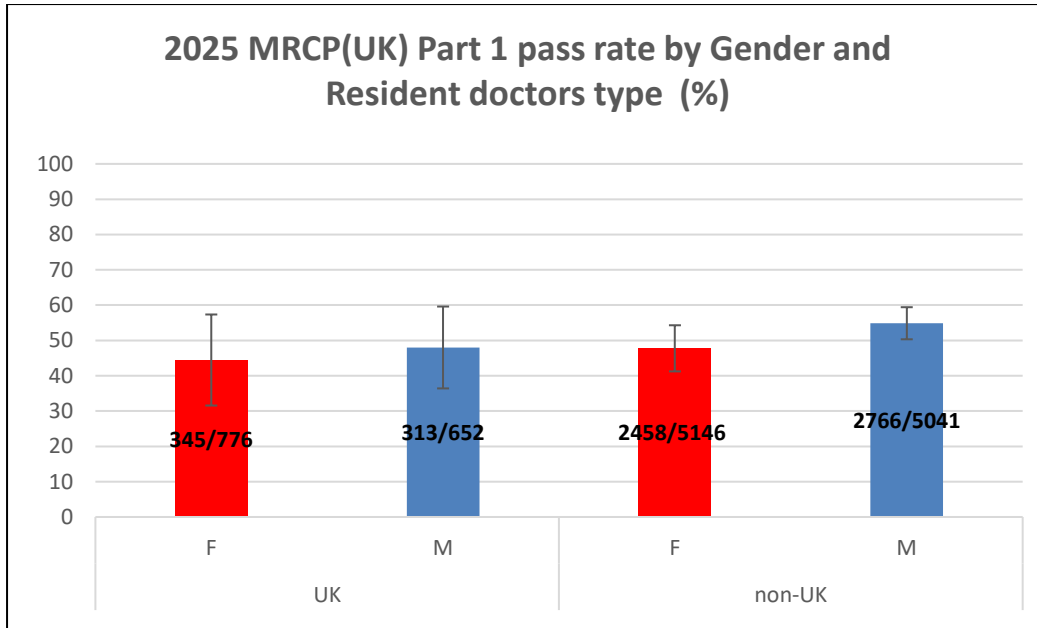


Figure 2. Performance by topic for UK resident doctors and Other candidates. Note that the percentages are calculated using scores from all attempts

Pass rate by gender and ethnicity

In 2025 UK resident doctors male candidates are passing in a higher proportion than UK resident doctors female candidates (48% vs 44.5%). Same pattern is observed for Other candidates (54.9% vs 47.8%). There is a small number of candidates who did not declare their gender.

Also, White candidates have higher pass rate than BAME counterparts in both UK resident doctors and Other candidates. Many candidates did not declare their ethnic background (Unknown).



Assessment Data Analytics
January 2026