

MRCP(UK) Part 2 Clinical Examination performance report 2025

The MRCP(UK) Part 2 Clinical Examination (Practical Assessment of Clinical Examination Skills - PACES) is designed to test the clinical knowledge and skills of trainee doctors who hope to enter higher specialist training (ST3). The examination sets rigorous standards to ensure that trainees are competent across a range of skills and ready to provide a high standard of care to patients. To pass PACES, candidates must achieve a minimum standard in each of the seven skills assessed and attain a minimum total score across the whole assessment.

In 2025 7,485 candidates sat the MRCP(UK) Part 2 Clinical Examination; 2,786 declared that they are UK Resident Doctors while the candidates who did not declare their training details (4,699) are reported as 'other candidates'. From 2022, UK Resident Doctors self-declared as OTH (Other) were excluded from UK Resident Doctors group.

Pass rate and performance by attempt

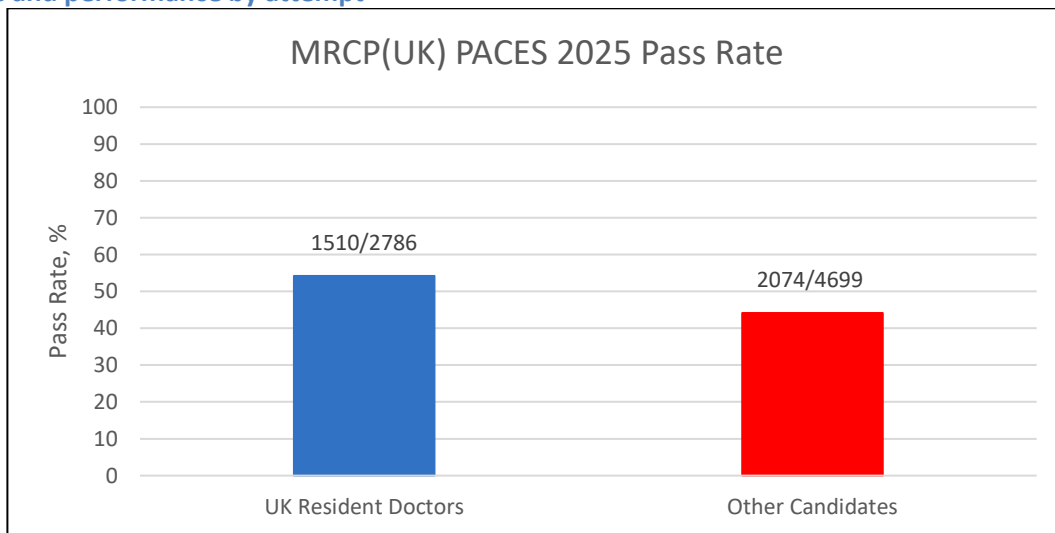


Figure 1. Pass rates for UK Resident Doctors and other candidates. Note that training details are self-declared.

UK Resident Doctors' pass rate at first attempt = 56.6% (901/1591)

Other candidates' pass rate at first attempt = 43.0% (1066/2481)

UK Resident Doctors					Other candidates				
Attempt	Pass	Fail	Total	Pass rate (%)	Attempt	Pass	Fail	Total	Pass rate (%)
1	901	690	1591	56.6	1	1066	1415	2481	43.0
2-6	606	581	1187	51.1	2-6	992	1187	2179	45.5
7+	3	5	8	37.5	7+	16	23	39	41.0
Total	1510	1276	2786	54.2	Total	2074	2625	4699	44.1

Table 1. Pass/Fail rates by Attempt for UK trainees and other candidates. Candidates will be counted multiple times if they have sat on more than one occasion. For example, if a candidate failed at the second attempt but passed on the third, they would be in the fail column for the second attempt but pass column for the third attempt.

More information about the limit on the number of attempts can be found on the MRCP(UK) website:

<https://www.thefederation.uk/examinations/guidance-and-information/regulations/limit-attempts>

Pass rate and performance by gender and ethnicity

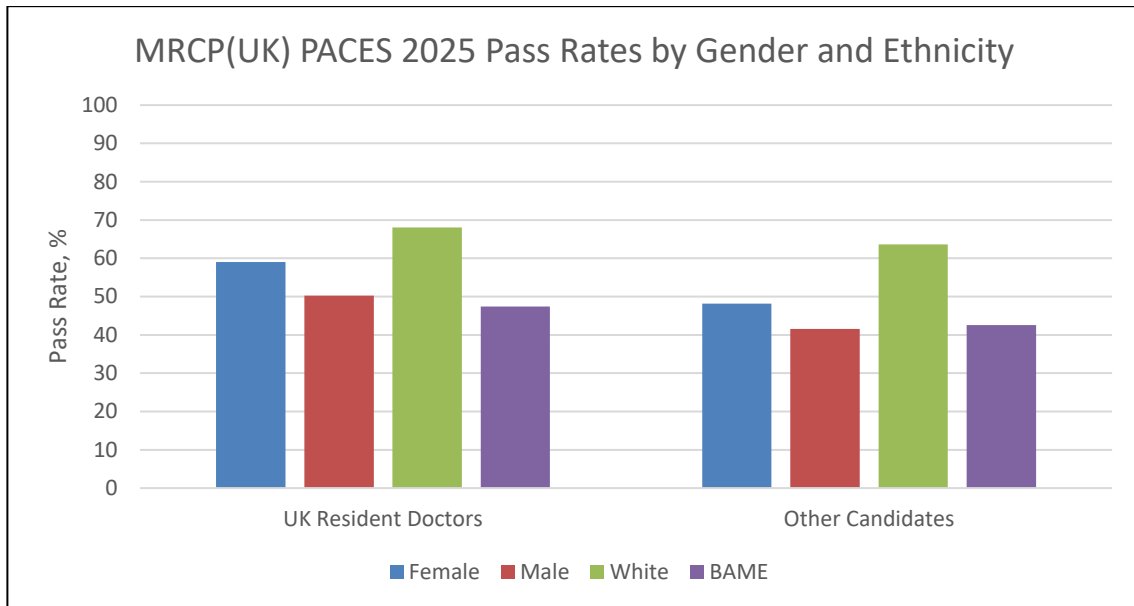


Figure 2. Pass rates for UK trainees and other candidates by gender and ethnicity. Note that the percentages are calculated using scores from all attempts made at the examination.

Female candidates have higher pass rates than Male candidates and White candidates have higher pass rates than BAME, for both UK Resident Doctors and Other candidates.

Pass rate and performance by skill

The seven skills are:

- A Physical Examination
- B Identifying Physical Signs
- C Clinical Communication
- D Differential Diagnosis
- E Clinical Judgement
- F Managing Patients' Concerns
- G Maintaining Patient Welfare

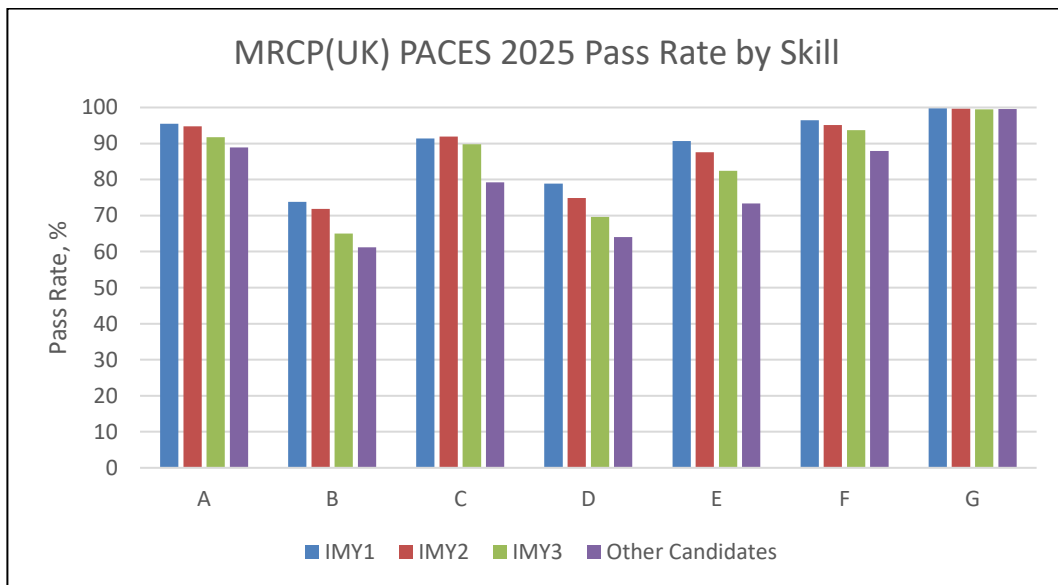


Figure 3. Performance by skill for IMY1, IMY2 and IMY3 UK Resident Doctors and other candidates. Note that the percentages are calculated using scores from all attempts made at the examination.

Skill G – Maintaining Patient Welfare - has the highest pass rate

Skill B – Identifying Physical Signs - has the lowest pass rate

Performance by individual encounter

There are eight patient encounters across the five stations in PACES.

Station	Encounter
1	1: Communication 1
	2: Respiratory
2	3: Consultation 1
3	4: Cardiovascular
	5: Neurology
4	6: Communication 2
	7: Abdominal
5	8: Consultation 2

Compared to the maximum achievable score, in 2025 the mean of the Neurology encounter (Station 3) has the highest difference for all candidates, while Communication encounters (Station 1 and 4) has the lowest difference.

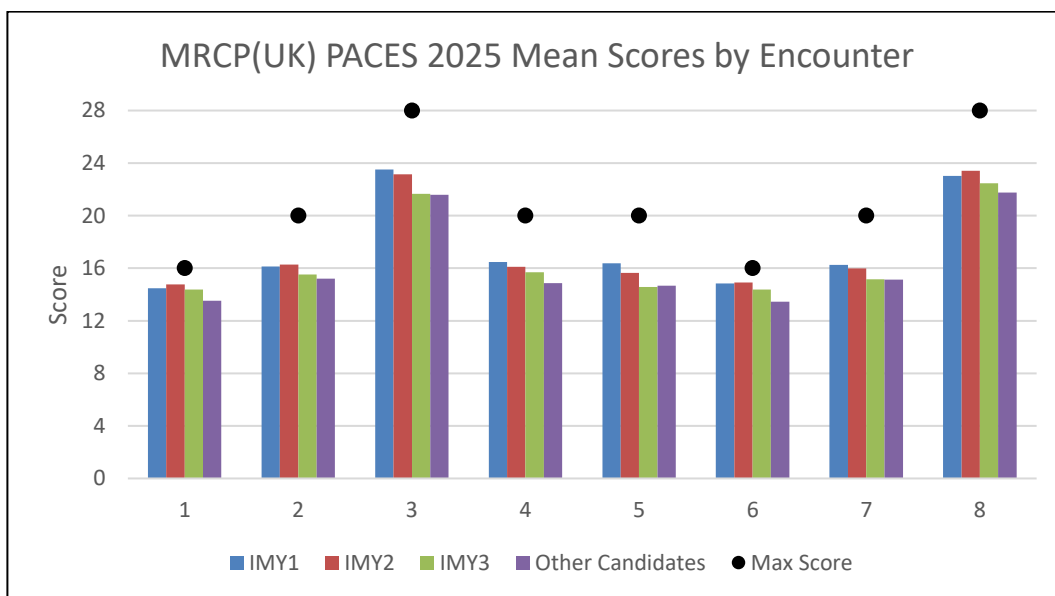


Figure 4. Performance by encounter for IMY1, IMY2 and IMY3 UK trainees and other candidates. Note that the average scores are calculated using scores from all attempts made at the examination.

MRCP(UK) - Assessment Data Analytics February 2026