

MRCP(UK) Part 2 Written 2023 performance report

The MRCP(UK) Part 2 Written examination assesses the ability to apply clinical understanding, make clinical judgements and take responsibility for prioritising diagnostic or problem lists, planning investigation, selecting a plan for immediate management, selecting a plan for long-term management, assessing prognosis. The MRCP(UK) Part 2 Written examination can be taken by physicians in training who have passed the MRCP(UK) Part 1 Examination. In 2023 four diets were delivered with 5,727 candidates sitting overall. 1,702 candidates declared they were in UK training. Candidates who did not declare their training details or self-declared as OTH (Other) are reported as ‘Other candidates’ (4,025).

Pass rate and performance by attempt

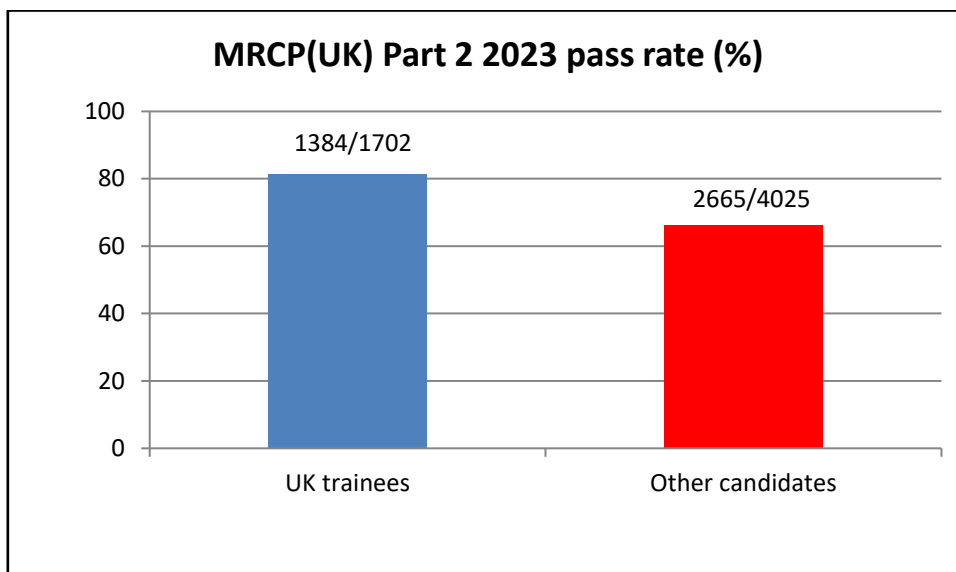


Figure 1. Pass rates for UK trainees and other candidates. Note that training details are self-declared

UK trainees pass rate at first attempt 84.4% (1017/1205).

Other candidates pass rate at first attempt 72.1% (2112/2929).

UK trainees				
Attempt	Pass	Fail	Total	Pass rate (%)
1	1017	188	1205	84.4%
2-6	364	126	490	74.3%
7+	3	4	7	42.9%
Total	1384	318	1702	81.3%

Other candidates				
Attempt	Pass	Fail	Total	Pass rate (%)
1	2112	817	2929	72.1%
2-6	541	527	1068	50.7%
7+	12	16	28	42.9%
Total	2665	1360	4025	66.2%

Table 1. Pass/Fail rates by attempt for UK trainees and other candidates. Candidates will be counted multiple times if they have sat on more than one occasion. For example, if a candidate failed at the second attempt but passed on the third, they would be in the fail column for the second attempt but pass column for the third attempt.

More information about the limit on the number of attempts can be found on the MRCP(UK) website here: <https://www.mrcpuk.org/mrcpuk-examinations/regulations/limit-attempts>

Percentage score by topic

IMY1 group has the highest performance in almost all topics.

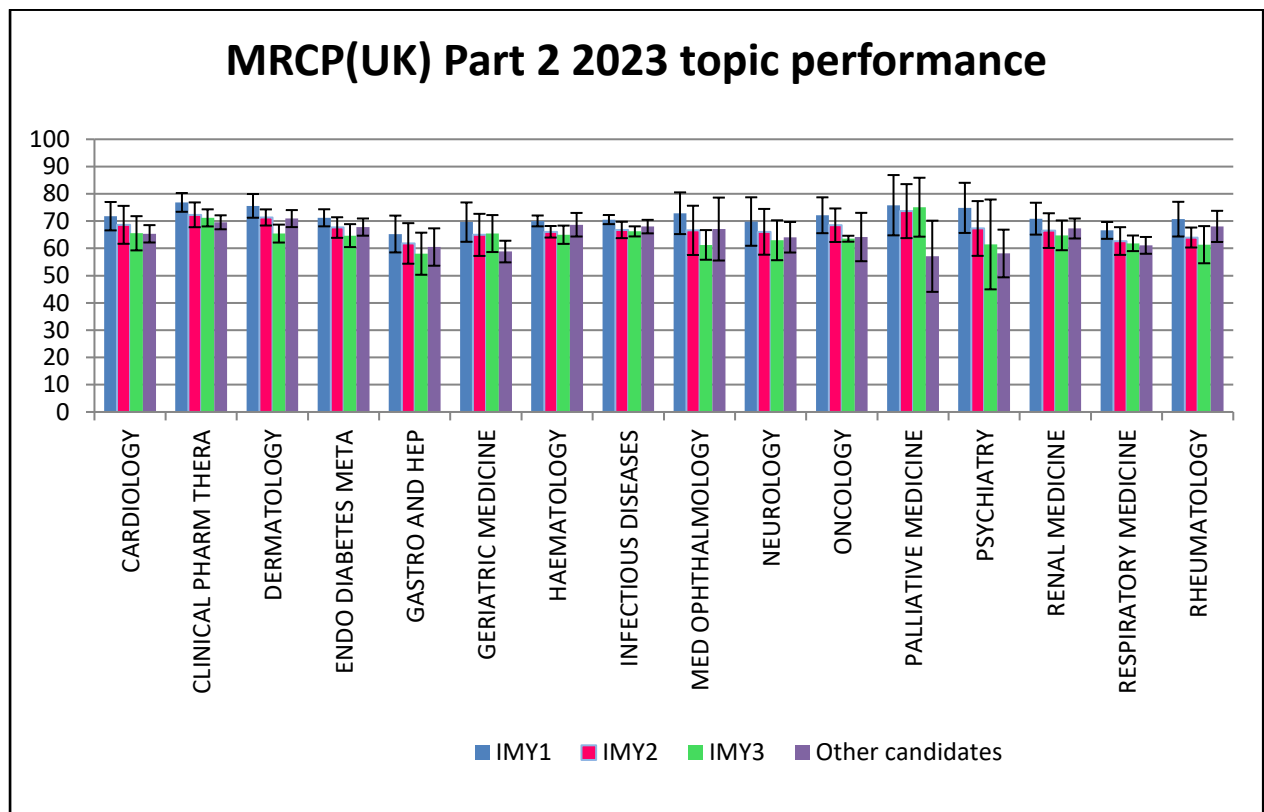
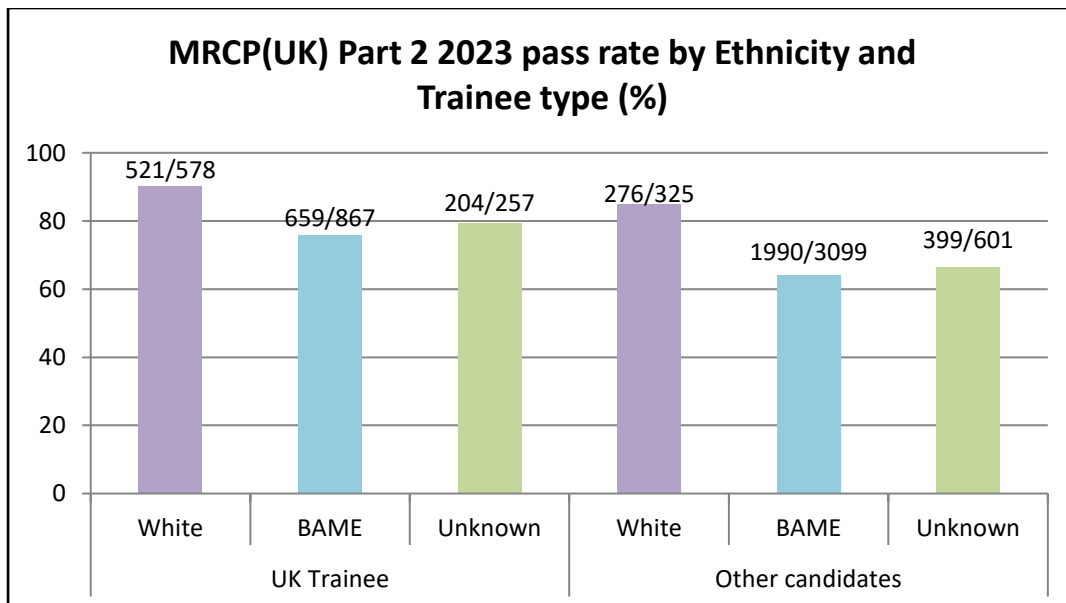
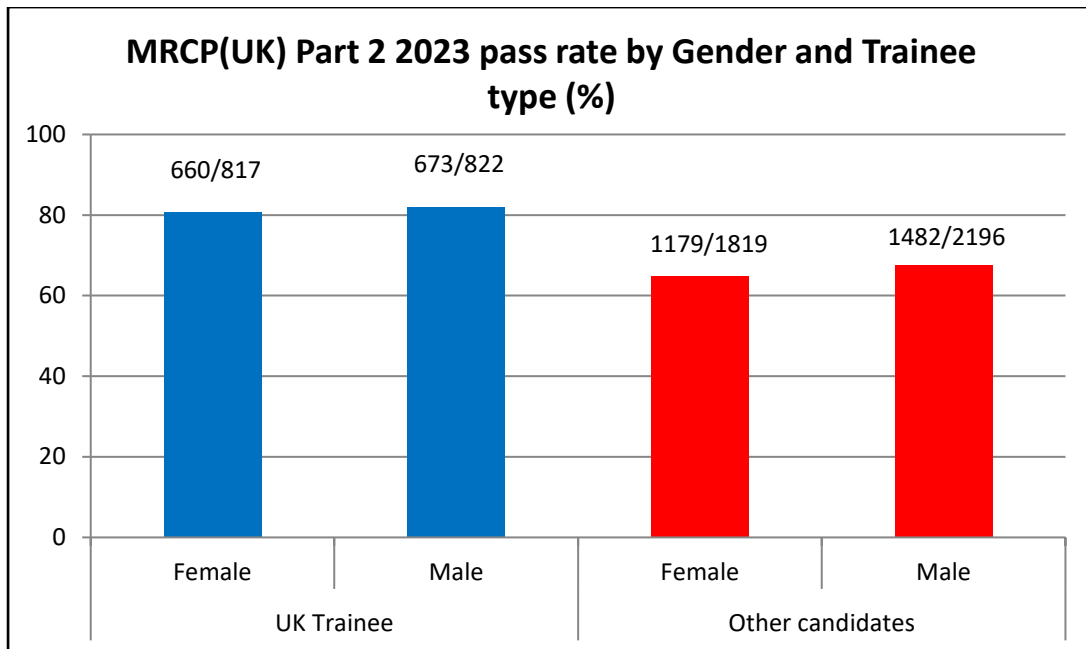


Figure 2. Performance by topic for IMY1, IMY2 and IMY3 UK trainees and other candidates. Note that the percentages are calculated using scores from all attempts made at the examination.

Pass rate by gender and ethnicity

In 2023 female and male UK trainees have very similar pass rates, a pattern which was also observed for the Other candidates group (male candidates' pass rate is slightly higher). There is a small number of candidates who did not declare their gender.

White candidates have higher pass rate than their BAME counterparts. There are many candidates who did not declare their ethnic background (Unknown).



MRCP(UK) Research Unit
February 2024